




Innovation in Foundations

Bringing fresh thinking to civil & structural engineering

Shire are a team of civil and structural engineers, consultants and designers with the aim of providing a responsive, solution-based approach to Civil & Structural Engineering. Our strong reputation for being "Thinking Engineers" has created demand for our services across a wide variety of sectors.



 @shire_uk
www.shire-uk.com
engineers@shire-uk.com
01527 579933

ShireGroundfillBase

**SUPPORTS SIGNS UP TO 1MX1M
INSTALLED IN 1 HOUR**

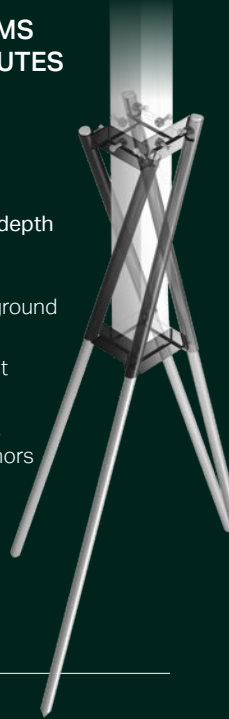
- » Tested with lateral forces of **6kN**
- » No concrete
- » Spoil is backfilled into the void
- » Reusable and recyclable
- » Designed to loading & ground conditions
- » Installed with hand-held equipment
- » Also available in 1.5m, 2m, 2.5m & 3m ground anchors
- » Height adjustable



ShireRootBase *D-Range*

**SUPPORTS PLATFORMS
INSTALLED IN 30 MINUTES**

- » Fast installation time
- » No concrete
- » Reusable
- » installed below typical depth of services
- » Designed to loading & ground conditions
- » Installed with lightweight post driver
- » Available with 1.5m, 2m, 2.5m & 3m ground anchors
- » 700mm height



ShirePile

**SUPPORTS LOADS UP TO 7 TONNES
INSTALLED IN 1 HOUR**


- » Fast installation time
- » A solution for all soil types
- » Unique patented design
- » Instant load capacity
- » Installed in confined spaces
- » Low ground disturbance
- » Up to 10m deep
- » Available with 1m, 1.5m & 2m helical bases



ShireRootBase *S-Range*

**SUPPORTS LOADS UP TO 8 TONNES
INSTALLED IN 15 MINUTES**

- » Tested with vertical forces of **over 8 tonnes**
- » Available in over 10 configurations
- » No concrete
- » Reusable
- » Designed to loading & ground conditions
- » Installed with lightweight post driver
- » Available with 1.5m, 2m, 2.5m & 3m ground anchors
- » Compact size



 @shire_uk
www.shire-uk.com
engineers@shire-uk.com

01527 579933

